



PRECIOSA ORNELA introduces seed beads and beads from the PRECIOSA Traditional Czech Beads™ brand.



DESIGN BY HELENA CHMELÍKOVÁ

PRECIOSA | Traditional Czech Beads

BEAD SHOP ZÁSADA
468 25 Zásada
+420 488 117 743
beadshop@preciosa.com
50°41'49 N, 15°15'55 E

GLASS SHOP DESNÁ
Krkonošská, 468 61 Desná
+420 488 117 525
glassshop@preciosa.com
50°45'41 N, 15°19'7 E

preciosa-ornela.com
facebook.com/PreciosaOrnela

November 2016 © PRECIOSA ORNELA, a.s.



PRECIOSA Chili™
ART No: 111 01 357
SIZE: 4 x 11 mm



PRECIOSA Rocailles
ART No: 311 19 001, 331 19 001
SIZE: 10/0



PRECIOSA | Traditional Czech Beads



Find all beads for this project on www.CzechBeadsExclusive.com (click here!)

AUTUMN MOOD

BRACELET IN AUTUMN COLORS WITH PRECIOSA Chili™

The universal two-hole PRECIOSA Chilli™ bead has combined with rocailles and pressed glass beads in autumn colors to create an original three-row bracelet.

The simple „zigzag“ technique of stringing beads will definitely lead you to use beads from your supplies. Be inspired and create your own design which will bring you twice the pleasure.

Materials and tools:

PRECIOSA Chilli™ (Ch)
111 01 357; 4 x 11 mm;
93180 red; 9x



111 01 357; 4 x 11 mm;
93120 orange; 10x



111 01 357; 4 x 11 mm;
83120 yellow; 10x



111 01 357; 4 x 11 mm;
93180/86800 mottled red; 31x



111 01 357; 4 x 11 mm;
93120/15464 veined orange; 30x



111 01 357; 4 x 11 mm;
83120/86800 mottled yellow; 30x



PRECIOSA Rocailles (R10)
311 19 001; 10/0;
93170 red; 82x



311 19 001; 10/0;
93110 orange; 82x



311 19 001; 10/0;
83110 yellow; 82x



331 19 001; 10/0;
18600 brown; 72x




PRECIOSA Pressed Bead (PB8)
111 19 001; 8 mm;
93190 red; 36x



PRECIOSA Pressed Bead (PB5)
111 19 001; 5 mm;
90080 ruby; 36x




- 6x cup tips; three-row magnetic fastening



- 0.20 mm nylon line; a thin needle; scissors;
needle nose pliers




Difficulty: 

Procedure:

The bracelet consists of three rows.
The completely free-lying bracelet is about
18 cm long.

Preparing the line

The length of the line is two arm-lengths.
Thread the end of the line into the eye of the
needle. Move the needle to the middle of the
line. Tie the ends of the line together.
Tie them with three knots, one after the other.
String 1x cup tip. Place the knot between the
cup tip's cups. Close the cup tip. String 1x R10.



Stringing the row


A total of 40x Ch and 12x PB8 and PB5 are strung on the line. They are divided into several sequences and each row is slightly different.
Row 1 – 12x Ch (a mixture of 9x veined orange and 3x orange), 6x PB8, 12x Ch (a mixture of 9x mottled yellow and 3x yellow), 12x PB5, 12x Ch (a mixture of 9x mottled red and 3x red), 6x PB8 and 4x Ch (a mixture of 3x veined orange and 1x orange).



Row 2 – 4x Ch (a mixture of 3x mottled yellow and 1x yellow), 12x PB5, 12x Ch (a mixture of 9x mottled red and 3 red), 6x PB8, 12x Ch (a mixture of 9x veined orange and 3x orange), 6x PB8 and 12x Ch (a mixture of 9x mottled yellow and 3x yellow).



Row 3 – 10x Ch (a mixture of 8x mottled red and 2x red), 6x PB8, 12x Ch (a mixture of 9x veined orange and 3x orange), 6x PB8, 12x Ch (a mixture of 9x mottled yellow and 3x yellow), 12x PB5 and 6x Ch (a mixture of 5x mottled and 1x red).

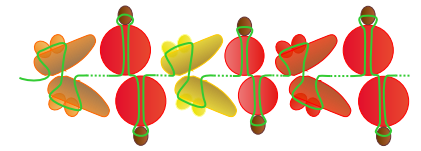


The Chilli stringing.

String the Ch through the outer hole on the arch from the outside. String 2x R10 (in the same color as the strung Ch). Thread the line through the central hole in the dimple.

The bead stringing.

String 1x bead. String 1x brown R10. Thread the line back through the bead.



Completing the row

String 1x R10. String 1x cup tip. Place three knots between the cups. Gradually tie them one on the other. The knotting is more difficult at this end. Try and place the loop of the new knot under the previous one. Close the cup tip.



Completion

Twist the hooks on the cup tips using the needle nose pliers. Grip them between the points of the pliers and twist them around the points.
Open them slightly. Hang the fastening in the loops and close them.

